



Dibasic Calcium Phosphate Replacement with Starch 1500[®] in a Direct Compression Formula

INTRODUCTION

Dicalcium phosphate (DCP) is a commonly used filler in tablet formulas. Coarser grades of this excipient are known to flow well and have good compactibility. However, DCP is insoluble and can be very abrasive, which could cause reduced tooling life due to wear on the equipment during tablet manufacture. High levels of lubricants are required to overcome the abrasiveness, but elevated levels of hydrophobic lubricants can impact the mechanical strength of the tablets and disintegration/dissolution performance. These concerns have led to investigations of the use of other materials in tablet development.

OBJECTIVE

The objective of this study was to determine whether Starch 1500[®] would be a suitable excipient choice as a replacement for dicalcium phosphate dihydrate in a direct compression formula.

Starch 1500[®] is a multi-functional excipient designed specifically for use in the formulation of pharmaceutical oral solid dosage forms that is known to improve tablet proper-

ties, including disintegration and lubricity. It is a pharmaceutical grade of partially pregelatinized maize starch manufactured exclusively for the global pharmaceutical market.

MATERIALS AND METHODS

Four formulas were evaluated in this study (see Table 1). The mixtures were initially evaluated without lubricant in order to characterize the abrasiveness of each one (Formulas 1 and 2). All materials, with the exception of magnesium stearate, were blended for 10 minutes in a twin shell “V” blender. Magnesium stearate, when used, was added and blended for an additional 2 minutes. Tablets were compressed on an instrumented (SMI) Piccola (Riva) 10-station rotary tablet press using 9 mm standard concave tooling at 20 and 50 RPM.

Initial evaluations included tablet ejection force, weight, hardness, thickness, friability, and disintegration. The physical properties of the tablets were tested and documented after placing tablets in open dishes in a humidity cabinet at 40°C/ 75% RH for 2 weeks.

Table 1 - Formulas

Ingredients [Manufacturer]	Formulas without Lubricants				Formulas with Lubricants			
	Formula 1		Formula 2		Formula 3		Formula 4	
	%	mg/tablet	%	mg/tablet	%	mg/tablet	%	mg/tablet
Dibasic Calcium Phosphate Dihydrate NF [Emcompress [®] , JRS Pharma]	50.00	175.00	-	-	49.75	174.13	-	-
Pregelatinized Starch NF [Starch 1500 [®] , Colorcon]	-	-	50.00	175.00	-	-	49.75	174.13
Microcrystalline Cellulose NF [Avicel [®] PH102, FMC]	50.00	175.00	50.00	175.00	50.00	175.00	50.00	175.00
Magnesium Stearate NF [Peter Greven]	-	-	-	-	0.25	0.87	0.25	0.87
Total	100.00	350.00	100.00	350.00	100.00	350.00	100.00	350.00

RESULTS AND DISCUSSION

Tablet Ejection Force

Figure 1 shows the ejection forces for tableting runs performed at 20 RPM press speed. Ejection forces at the 50 RPM speed were similar. Formula 4, containing Starch 1500® and lubricant, had significantly lower ejection forces compared to Formula 3, containing DCP and lubricant. It is also important to notice the high ejection forces recorded for Formula 1, the DCP/MCC mixture containing no lubricant. After two tableting trials with Formula 1, the tooling condition deteriorated significantly.

Figure 1 – Tablet Ejection Forces at 20 RPM

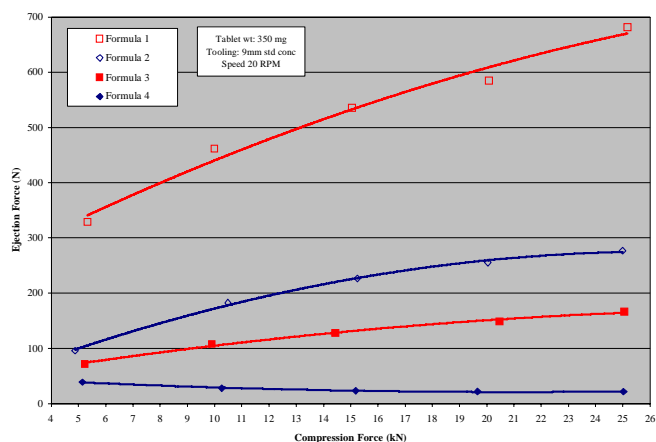


Figure 2 shows tarnished surface of the punch tip that occurred due to micro-abrasions produced by DCP particles. This demonstrates that when using brittle fracturing materials, life expectancy of tooling can be significantly shorter compared to a formula with self-lubricating materials such as Starch 1500®.

Figure 2 – Punch Tips Condition after Tableting



- (a) Micro-abrasions from use of DCP particles causing worn tip.
- (b) No abrasion evident when DCP is eliminated from formula

Tablet Weight + Hardness Testing

All formulas used in the study produced tablet weight variations of less than 1% at both 20 and 50 RPM. DCP mixtures produced tablets with higher mechanical strength compared to Starch 1500® (Figures 3 and 4). For a 9 mm, 350-mg tablet, it is not necessary to produce tablets with hardness in excess of 20 kp in order to withstand the stresses of further unit processes such as film coating, printing, and packaging.

In comparing non-lubricated Formulas 1 and 2, to lubricated formulas 3 and 4, only a slight decrease in hardness was seen as a result of the addition of magnesium stearate. Figure 4 shows the effect of tablet speed on tablet hardnesses of both lubricated formulas 3 and 4. Only a slight decrease in hardness was seen for each formula. Plastically deforming materials can show some time-dependence on compression in contrast to DCP, which is brittle fracturing.

Figure 3 – Tablet Hardness at 20 RPM - Initial

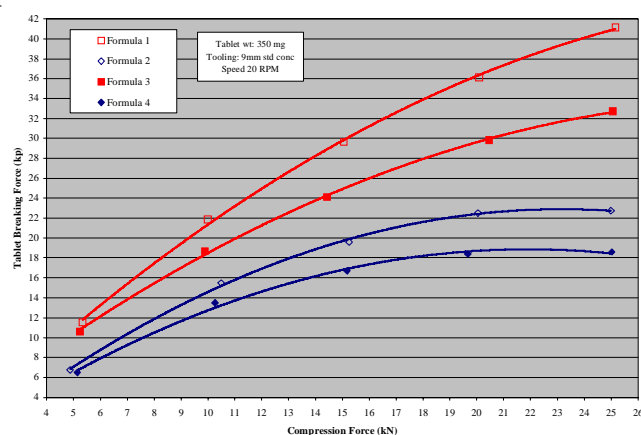
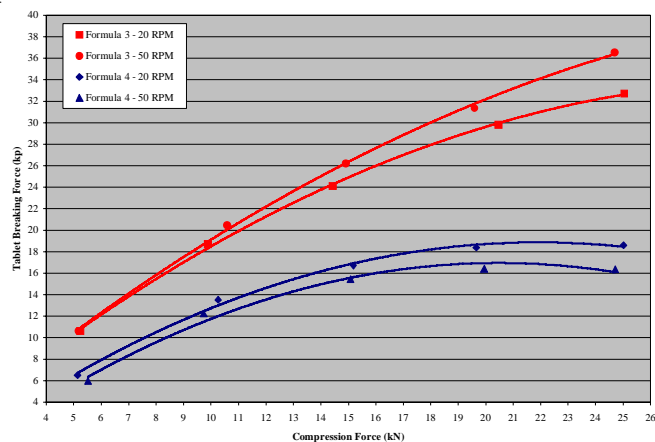


Figure 4 – Effect of Press Speed on Tablet Hardness



Tablet Friability + Disintegration Testing

Friability values for all tablets manufactured were very low, as shown in Figure 5.

Figure 5 – Tablet Friability - Initial

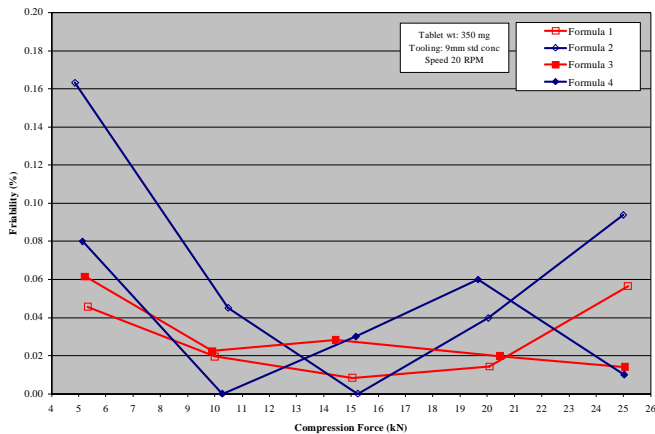
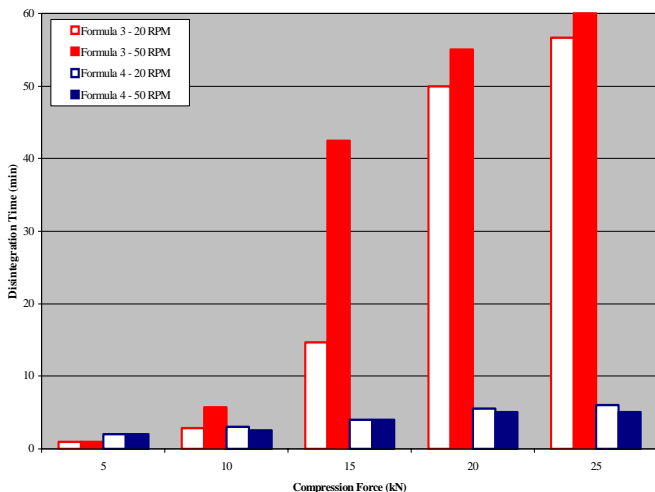


Figure 6 shows that disintegration times for tablets manufactured at the upper range of compression forces were significantly lower for Starch 1500[®] formulas (4–6 minutes) compared to DCP (more than 30 minutes). Some DCP tablets exceeded 60 minutes in the DT bath. These individual tablets were assigned a value of 60 minutes but actually exceeded this value. These results indicate that in direct compression, Starch 1500[®] has the dual functionality of a diluent and a disintegrant.

Figure 6 – Tablet Disintegration Times - Initial



Testing at Accelerated Conditions

Special attention should be given to the physical stability of the tablets manufactured by direct compression because some filler/ binders are known to soften or harden on storage. DCP dihydrate may lose its water of crystallization at elevated temperatures, resulting in tablet softening. This could have consequences on accelerated stability testing, although the material is stable under ambient conditions.

In this study, conducted in open dishes at 40°C/ 75% RH, DCP tablets showed changes in mechanical strength and disintegration. Figure 7 shows the effects of storage on the lubricated formulas produced at 50 RPM. Starch 1500[®] showed less change in hardness over time compared to DCP.

Figure 7 – Tablet Hardness – 2 Weeks

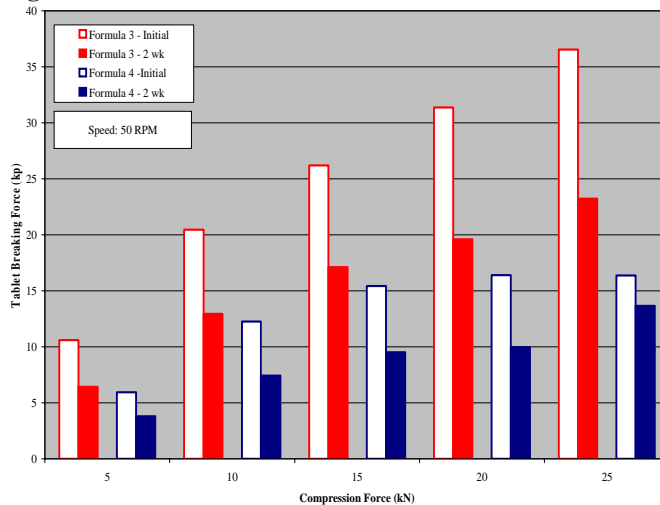
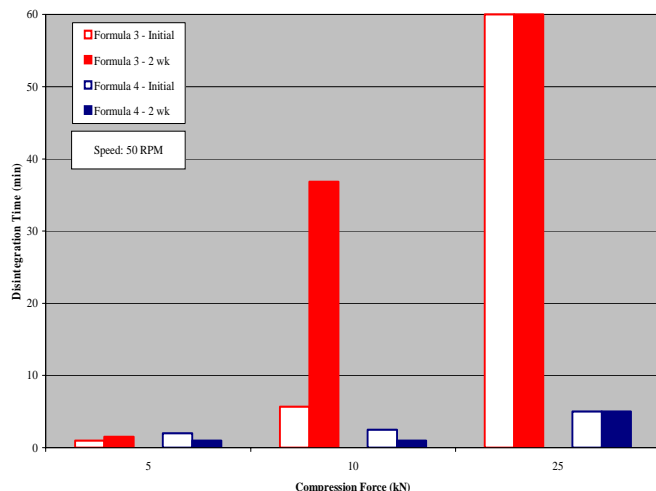


Figure 8 shows that on storage, the DCP formulas increased in disintegration time while the Starch 1500[®] formulas remained constant.

Figure 8 – Tablet Disintegration Time – 2 Weeks



CONCLUSIONS

This study demonstrates that replacing DCP with Starch 1500[®] as an excipient would bring many benefits to a tablet formula designed for direct compression. It was found that self-lubricating Starch 1500[®] produced significantly lower ejection forces compared to DCP. It is important to maintain low ejection forces because high forces lead to premature machine and tooling wear. The tablet hardnesses were more than adequate in the formulas containing Starch 1500[®]. Press speed had little effect on these formulas.

The disintegration times of the Starch 1500®-based formulas were dramatically lower than the DCP formulas at the higher compression forces. Disintegration times for tablets manufactured at 15–25 kN was found to be significantly higher for DCP (more than 30 minutes) as compared to pregelatinized starch formulas (4–6 minutes).

This study also investigated tablet behavior on storage at accelerated conditions. Despite the fact that Starch 1500® formulas produced tablets with lower mechanical strength as compared to DCP in the initial testing, these formulas were more stable under high temperature and humidity conditions.

The results clearly show that tablets containing pregelatinized starch would produce more consistent results over time and environmental changes. The use of Starch 1500® instead of DCP in a formula would not only help to reduce stress on tooling, but would also benefit formulas through improved disintegrant properties and enhanced lubricity.

World Headquarters

Colorcon

415 Moyer Blvd., P.O. Box 24, West Point, PA 19486-0024

Tel: 215-699-7733 Fax: 215-661-2605 Website: www.colorcon.com/pharma

e-mail: info@colorcon.com

Locations	Telephone	Facsimile	Locations	Telephone	Facsimile
<i>United States</i>			<i>Asia/Pacific</i>		
Santa Ana, California	714-549-0631	714-549-4921	Singapore	65-6438-0318	65-6438-0178
Indianapolis Indiana	317-545-6211	317-545-6218	Fuji-gun, Shizuoka, Japan	81-5-4465-2711	81-5-4465-2730
Humacao, Puerto Rico	787-852-3815	787-852-0030	Shanghai, China	86-21-5442-2222	86-21-5442-2229
<i>Europe</i>			Goa, India	91-832-288-3434	91-832-288-3440
Dartford, Kent, England	44-1322-293000	44-1322-627200	Seoul, Korea	82-2-2057-2713	82-2-2057-2179
Bougival, France	33-1-3082-1582	33-1-3082-7879	<i>Latin America</i>		
Idstein, Germany	49-6126-9961-0	49-6126-9961-11	Buenos Aires, Argentina	54-11-4552-1565	54-11-45523997
Gallarate, Italy	39-0331-776932	39-0331-776831	Cotia, Brasil	55-11-4612-4262	55-11-4612-3307
Budapest, Hungary	36-1-200-8000	36-1-200-8010	Bogota, Colombia	571-418-1202	571-418-1257
Istanbul, Turkey	90-216-465-0360	90-216-465-0361	Caracas, Venezuela	58-212-442-4819	58-212-442-8724
Barcelona, Spain	34-9-3589-3756	34-9-3589-3792	Santa Fe, Mexico	52-55-3000-5700	52-55-3000-5701&02

The information contained herein, to the best of our knowledge is true and accurate. Any recommendations or suggestions are made without warranty or guarantee, since the conditions of use are beyond our control. Any information contained herein is intended as a recommendation for use of our products so as not to infringe on any patent.

© Colorcon, 2005. The information contained in this document is proprietary to Colorcon and may not be used or disseminated inappropriately.

ex_td_starch_DCP_placebo2_ver1_july05

First published: 07.2005 Revised: 03.2007